


# CLASS/C//

YELLOW



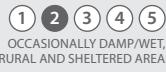
Specifically designed as a multi-purpose product, the 25° sharp point, special thread design, lubrication and corrosion resistant plating ensures the screw will consistently perform efficiently in hardwood, chipboard, MDF, plastic and thin sheet metal, whilst offering exceptional holding power. **Note: Partially threaded from 80mm.**



POZI




EN 14592:2008



OCCASIONALLY DAMP/WET,  
RURAL AND SHELTERED AREAS.

YELLOW



HARDWOOD SOFTWOOD CHIPBOARD MDF THIN METAL PLASTIC



## BOX

YELLOW

Product Code	Size (mm)	Size (Imp.)	Driver Bit Size	Box Qty	Carton Qty (Box)	Carton Qty
30012CLAF	3.0 x 12	4 x 1/2	No.1	200	140	28,000
30016CLAF	3.0 x 16	4 x 5/8	No.1	200	140	28,000
30020CLAF	3.0 x 20	4 x 3/4	No.1	200	140	28,000
30025CLAF	3.0 x 25	4 x 1	No.1	200	75	15,000
30030CLAF	3.0 x 30	4 x 1 1/4	No.1	200	75	15,000
30035CLAF	3.0 x 35	4 x 1 3/8	No.1	200	50	10,000
30040CLAF	3.0 x 40	4 x 1 1/2	No.1	200	50	10,000
35012CLAF	3.5 x 12	6 x 1/2	No.2	200	140	28,000
35016CLAF	3.5 x 16	6 x 5/8	No.2	200	140	28,000
35020CLAF	3.5 x 20	6 x 3/4	No.2	200	75	15,000
35025CLAF	3.5 x 25	6 x 1	No.2	200	75	15,000
35030CLAF	3.5 x 30	6 x 1 1/4	No.2	200	75	15,000
35035CLAF	3.5 x 35	6 x 1 3/8	No.2	200	50	10,000
35040CLAF	3.5 x 40	6 x 1 1/2	No.2	200	50	10,000
35045CLAF	3.5 x 45	6 x 1 3/4	No.2	200	35	7,000
35050CLAF	3.5 x 50	6 x 2	No.2	200	35	7,000
40012CLAF	4.0 x 12	8 x 1/2	No.2	200	140	28,000
40016CLAF	4.0 x 16	8 x 5/8	No.2	200	75	15,000
40020CLAF	4.0 x 20	8 x 3/4	No.2	200	75	15,000
40025CLAF	4.0 x 25	8 x 1	No.2	200	75	15,000
40030CLAF	4.0 x 30	8 x 1 1/4	No.2	200	75	15,000
40035CLAF	4.0 x 35	8 x 1 3/8	No.2	200	50	10,000
40040CLAF	4.0 x 40	8 x 1 1/2	No.2	200	50	10,000
40045CLAF	4.0 x 45	8 x 1 3/4	No.2	200	35	7,000
40050CLAF	4.0 x 50	8 x 2	No.2	200	35	7,000
40055CLAF	4.0 x 55	8 x 2 3/8	No.2	200	15	3,000
40060CLAF	4.0 x 60	8 x 2 1/2	No.2	200	15	3,000
40070CLAF	4.0 x 70	8 x 2 3/4	No.2	200	15	3,000
40080CLAF	4.0 x 80	8 x 3	No.2	200	16	3,200
45016CLAF	4.5 x 16	9 x 5/8	No.2	200	75	15,000
45020CLAF	4.5 x 20	9 x 3/4	No.2	200	75	15,000
45025CLAF	4.5 x 25	9 x 1	No.2	200	50	10,000
45030CLAF	4.5 x 30	9 x 1 1/4	No.2	200	50	10,000
45035CLAF	4.5 x 35	9 x 1 3/8	No.2	200	35	7,000
45040CLAF	4.5 x 40	9 x 1 1/2	No.2	200	35	7,000
45045CLAF	4.5 x 45	9 x 1 3/4	No.2	200	35	7,000
45050CLAF	4.5 x 50	9 x 2	No.2	200	15	3,000
45055CLAF	4.5 x 55	9 x 2 3/8	No.2	200	15	3,000
45060CLAF	4.5 x 60	9 x 2 1/2	No.2	200	15	3,000
45070CLAF	4.5 x 70	9 x 2 3/4	No.2	200	16	3,200
45080CLAF	4.5 x 80	9 x 3	No.2	200	16	3,200
50020CLAF	5.0 x 20	10 x 3/4	No.2	200	50	10,000
50025CLAF	5.0 x 25	10 x 1	No.2	200	50	10,000
50030CLAF	5.0 x 30	10 x 1 1/4	No.2	200	50	10,000
50035CLAF	5.0 x 35	10 x 1 3/8	No.2	200	35	7,000
50040CLAF	5.0 x 40	10 x 1 1/2	No.2	200	35	7,000
50045CLAF	5.0 x 45	10 x 1 3/4	No.2	200	15	3,000
50050CLAF	5.0 x 50	10 x 2	No.2	200	15	3,000
50055CLAF	5.0 x 55	10 x 2 3/8	No.2	200	15	3,000
50060CLAF	5.0 x 60	10 x 2 1/2	No.2	200	16	3,200
50070CLAF	5.0 x 70	10 x 2 3/4	No.2	200	16	3,200
50075CLAF	5.0 x 75	10 x 2 7/8	No.2	200	16	3,200
50080CLAF	5.0 x 80	10 x 3	No.2	200	16	3,200
50090CLAF	5.0 x 90	10 x 3 1/2	No.2	100	15	1,500
50100CLAF	5.0 x 100	10 x 4	No.2	100	15	1,500
50120CLAF	5.0 x 120	10 x 4 3/4	No.2	100	15	1,500
60040CLAF	6.0 x 40	12 x 1 1/2	No.3	200	15	3,000
60045CLAF	6.0 x 45	12 x 1 3/4	No.3	200	15	3,000
60050CLAF	6.0 x 50	12 x 2	No.3	200	16	3,200
60060CLAF	6.0 x 60	12 x 2 1/2	No.3	200	16	3,200
60070CLAF	6.0 x 70	12 x 2 3/4	No.3	200	12	2,400
60080CLAF	6.0 x 80	12 x 3	No.3	200	12	2,400
60090CLAF	6.0 x 90	12 x 3 1/2	No.3	100	15	1,500
60100CLAF	6.0 x 100	12 x 4	No.3	100	15	1,500
60120CLAF	6.0 x 120	12 x 4 3/4	No.3	100	16	1,600
60130CLAF	6.0 x 130	12 x 5 1/8	No.3	100	12	1,200
60150CLAF	6.0 x 150	12 x 6	No.3	100	12	1,200
60180CLAF	6.0 x 180	12 x 7 1/4	No.3	100	8	800
60200CLAF	6.0 x 200	12 x 8	No.3	100	8	800

TYPE - CLA

SUB TYPE - CLA01

Note: Partially threaded from 80mm. Single slash from 25mm.



## MIXED PACK - 1,400 QTY

YELLOW

Product Code	Size (mm)	Size (Imp.)	Driver Bit Size	Screw Qty	Pack Qty
CLAFMP					1,400
	3.5 x 25	6 x 1	No.2	200	
	4.0 x 30	8 x 1 1/4	No.2	200	
	4.0 x 40	8 x 1 1/2	No.2	200	
	4.0 x 50	8 x 2	No.2	200	
	5.0 x 50	10 x 2	No.2	200	
	5.0 x 60	10 x 2 1/2	No.2	100	
	5.0 x 70	10 x 2 3/4	No.2	100	
	5.0 x 80	10 x 3	No.2	100	
	5.0 x 100	10 x 4	No.2	100	

TYPE - CLA

SUB TYPE - CLA07



## MIXED TRAY - 895 QTY

YELLOW


Product Code	Size (mm)	Size (Imp.)	Driver Bit Size	Screw Qty	Tray Qty	Trays Per Carton
CLASSICTRAY					895	6
	3.5 x 16	6 x 5/8	No.2	200		
	3.5 x 25	6 x 1	No.2	100		
	3.5 x 30	6 x 1 1/4	No.2	100		
	4.0 x 20	8 x 3/4	No.2	100		
	4.0 x 25	8 x 1	No.2	60		
	4.0 x 30	8 x 1 1/4	No.2	50		
	4.0 x 40	8 x 1 1/2	No.2	70		
	4.0 x 50	8 x 2	No.2	60		
	4.0 x 60	8 x 2 1/2	No.2	50		
	5.0 x 40	10 x 1 1/2	No.2	30		
	5.0 x 50	10 x 2	No.2	40		
	5.0 x 60	10 x 2 1/2	No.2	35		

TYPE - CLA

SUB TYPE - CLA06

# CLASS/C// - PAN HEAD

YELLOW



## BOX

YELLOW

Product Code	Size (mm)	Size (Imp.)	Driver Bit Size	Box Qty	Carton Qty (Box)	Carton Qty
35012CLAP	3.5 x 12	6 x 1/2	No.2	200	140	28,000
35016CLAP	3.5 x 16	6 x 5/8	No.2	200	75	15,000
35020CLAP	3.5 x 20	6 x 3/4	No.2	200	75	15,000
35025CLAP	3.5 x 25	6 x 1	No.2	200	75	15,000
40016CLAP	4.0 x 16	8 x 5/8	No.2	200	75	15,000
40020CLAP	4.0 x 20	8 x 3/4	No.2	200	75	15,000
40025CLAP	4.0 x 25	8 x 1	No.2	200	75	15,000
40030CLAP	4.0 x 30	8 x 1 1/4	No.2	200	50	10,000
40035CLAP	4.0 x 35	8 x 1 3/8	No.2	200	50	10,000
40040CLAP	4.0 x 40	8 x 1 1/2	No.2	200	35	7,000
40050CLAP	4.0 x 50	8 x 2	No.2	200	35	7,000
50030CLAP	5.0 x 30	10 x 1 1/4	No.2	200	35	7,000
50050CLAP	5.0 x 50	10 x 2	No.2	200	15	3,000

TYPE - CLA

SUB TYPE - CLA03

Single slash from 25mm.